

Annexure 1

STATEMENT OF RECEIPTS AND EXPENDITURE Name of PIA- Chowannur

Sl No	Year (From the year of inception to completion)	Receipts				Total Funds Available	Expenditure	Unspent Balance
		Opening Balance	Central+State Share	Accrued Interest	Any Other Receipts (s)			
1	2013-2014	0.00000	35.15000	0.5705	0	35.72050	6.47246	29.24804
2	2014-2015	29.24804	10	0.86148	0	40.10952	27.27426	12.83526
3	2015-2016	12.83526	20	0.17488	0	33.01014	15.49615	17.51399
4	2016-2017	17.51399	45	0.24972	0	62.76371	55.99791	6.76580
5	2017-2018	5.06012	13.79706	0.14568	0	19.00286	16.57464	2.42822
6	2018-2019	6.76580	12.76706	0.15156	0	19.68442	16.57464	3.10978
7	2019-2020	3.10978	47.09179	0.06494	0	50.26651	45.33281	4.93370
8	2020-2021	4.9337	145.84233	0.1946	0	150.97063	119.79864	31.17199
9	2021-2022	31.17199	105.30861	0	0	136.48060	135.8206	0.66000
	Total	0.00000	434.95685	2.41336	0	548.00889	439.34211	0.00000


Note: N1. Unspent Balance includes both Bank/Cash balance @WCDC, PIA & WS

Note: N2. WCDC administration expenditure not included in this statement

Note: N3: Non audited statement of 2021-2022

Note: N4: Account closed on 19.11.2021, amount of 136312 refunded to SLMA and ZBA opened

Note: N5: There is a rejected PPA of 651840 and amount transferred to beneficiary on 10.06.2022




[Signature]
Project Director
Thiruvananthapuram

Annexure 1

STATEMENT OF RECEIPTS AND EXPENDITURE Name of PIA- Vellangallur Rs in lakhs

SI No	Year (From the year of inception to completion)	Receipts				Total Funds Available	Expenditure	Unspent Balance
		Opening Balance	Central+State Share	Accrued Interest	Any Other Receipts (s)			
1	2013-2014	0.00000	54.00000	0.97639	0	54.97639	14.18621	40.79018
2	2014-2015	40.79018	25	1.3598	0	67.14998	50.54247	16.60751
3	2015-2016	16.60751	35	0.19967	0	51.80718	51.19522	0.61196
4	2016-2017	0.61196	38	0.19098	0	38.80294	53.13909	-14.33615
5	2017-2018	-14.33615	10.82205	0.21331	0	-3.30079	9.12635	-12.42714
6	2018-2019	-12.42714	65.29929	0.29442	0	53.16657	16.78558	36.38099
7	2019-2020	36.38099	46.22017	1.8305	0	84.43166	52.08335	32.34831
8	2020-2021	32.34831	178.27233	1.55059	0	212.17123	184.7826	27.38863
9	2021-2022	27.38863	24.87519	0	0	52.26382	50.5144	1.74942
	Total	0.00000	477.48903	6.61566	0	611.46898	482.35527	0.00000

Note: N1: Unspent Balance includes both Bank/Cash balance @WCDC, PIA & WS
 Note: N2: WCDC administration expenditure not included in this statement
 Note: N3: Non audited statement of 2021-2022
 Note: N4: Other intervention account closed on 22.10.2021 and amount of 100370 refunded to SLNA
 Note: N5: Account closed on 10.11.2021, amount of 1489974 refunded to SLNA and ZBA opened
 Note: N6: There is no rejected PPA


 Project Director
 Thrissur



Annexure 1

STATEMENT OF RECEIPTS AND EXPENDITURE Name of PIA- Cherpu

SI No	Year (From the year of inception to completion)	Receipts					Total Funds Available	Expenditure	Unspent Balance
		Opening Balance	Central+State Share	Accrued Interest	Any Other Receipts (s)				
1	2013-2014	0.00000	10.00000	0	0	10.00000	0.00067	9.99933	
2	2014-2015	9.99933	8	0.24861	0	18.24794	18.52444	-0.27650	
3	2015-2016	-0.27650	15	0.14455	0	14.86805	8.92603	5.94202	
4	2016-2017	5.94202	11	0.09005	0	17.03207	16.25500	0.77707	
5	2017-2018	0.77707	6.69250	0.11151	0	7.58108	9.41061	-1.82953	
6	2018-2019	-1.82953	0.7825	0.05118	0	-0.99585	0.78296	-1.77881	
7	2019-2020	-1.77881	16.45999	0.21097	0	14.89215	19.05301	-4.16086	
8	2020-2021	-4.16086	48.39360	0.0128	0	44.24554	37.10972	7.13582	
9	2021-2022	7.13582	103.75208	0	0	110.88790	101.5355	9.35240	
	Total		220.08067	0.86967		236.75888	211.59794	0.00000	


Note: N1. Unspent Balance includes both Bank/Cash balance @WCDC, PIA & WS

Note: N2. WCDC administration expenditure not included in this statement

Note: N3: Non audited statement of 2021-2022

Note: N5: Account closed on 03.12.2021, amount of 5678689 refunded to SLNA and ZBA opened

Note: N6: There is no rejected PPA


Project Director
Thrissur

